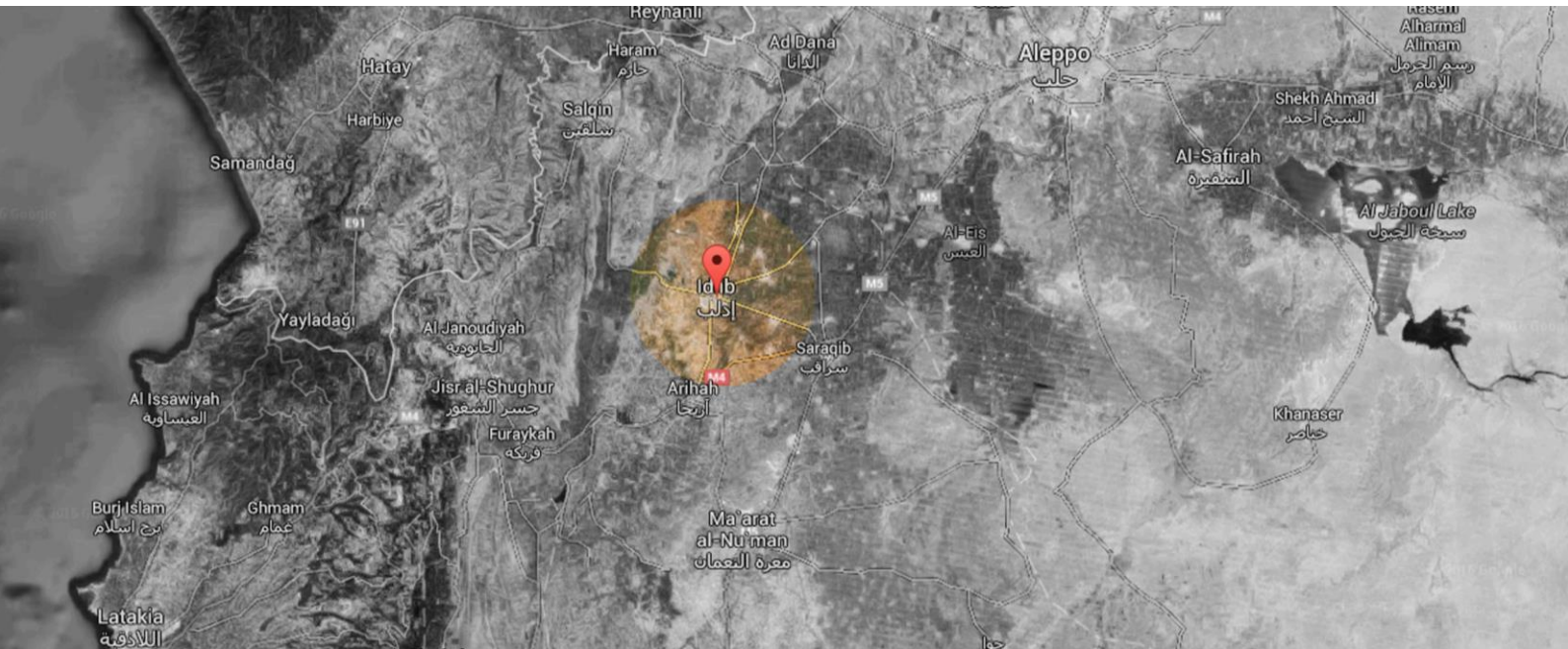


The Day After Heritage Protection Initiative

Community Support Project

Report on the Embroidery Workshop for Women

From 15 to 19 September 2021



Workshop name: Hand embroidery workshop - women

Venue: The Center for the Protection of Syrian Cultural Heritage in Maartmisrin

Implementing agency: The Center of Syrian Cultural Heritage Protection

Start date: 9/15/2021AD

Workshop end date: 9/19/2020 the materials collected 10 days later

Workshop duration: 4 days

Introduction to the art of embroidery: It is an art of decorating using stitches on textiles or similar materials using a sewing needle and thread, and stitches can be combined to draw endless embroidered drawings, including animals, plants, humans, abstract formations,

various fabrics, threads, and needles are used in embroidery with different types and sizes, and basic stitches are limited in shapes in the art of embroidery. Embroidery may also include other materials such as metallic ribbons, pearls, beads, feathers, and sequins. Embroidery is often found in hats, coats, blankets, shirts, and other clothing

Preparations were made for several days before the start of the workshop, and the complete supplies for the workshop were prepared and purchased, in addition to holding several preparatory meetings between team members and trainers in the workshop.





The first day:


The workshop was launched in the presence of 18 trainees, and the activities of the workshop were distributed over four days and the trainees were distributed to them in compliance with the laws of social distancing in light of the Covid 19 pandemic, hand sanitizers and masks were used during the days of the workshop.

The attendance of the trainees during the training days was recorded according to the following schedule:

No	Name	Day 1	Day 2	Day 3	Day4
1	Hadeer Shaheen	A	A	A	A
2	Muntaha Shaheen	A	A	A	A
3	Nadra Maghrabi	A	B	A	A
4	Nahla Al-Salem	A	A	A	A
5	Fatima Al Rayya	A	A	A	A
6	Jamila Sarim	A	A	A	A
7	Hind Zaqdoha	A	A	A	A
8	Khadija Al-Nasser	A	A	A	A
9	Abeer Samakieh	A	A	A	A

10	Gousoon Yaziji	A	A	A	A
11	Aisha Hammadi	A	A	A	A
12	Hamida Al-Sawas	A	B	A	B
13	Hanan Al Hassan	A	A	A	A
14	Maysar Sheikh	A	A	A	A
15	Mariam Al Daeef	A	A	A	A
16	Nawal Al-Qurh	A	A	A	A
17	Samar Shoaib	A	A	A	B
18	Thana Omar Daoud	A	A	A	A

After that, a survey was conducted for the trainees' information related to the topic of the workshop and the Syrian cultural heritage, and the average rate was 52%.





Then Mr. Abdul Rahman Al-Yahya gave a lecture on heritage and identity, and about Palmyra and its history, commercial relations, the damage the city as a result of the armed conflict, the relationship between Palmyra and the Silk Road, the importance of the city and its role throughout history, there was also a talk about linking heritage with identity, linking embroidery with heritage, the sustainability of this art and preservation of it.



Mr. Khaled Hiatlih also gave an online lecture ,he spoke about the importance of the workshop and the city of Palmyra throughout history and the importance of its location on the Silk Road, which made it easier for its residents to communicate with various civilizations and exchange technical and commercial experiences, in addition to presenting the history of archaeological excavations in the city, the most important of which is the excavations of the Swiss archaeologist Paul Collart and his contributions to the study and restoration of Baalshamin Temple

- The contents of the project's brochure were also explained in Arabic after it was distributed to the participants and a review the city's most important archaeological features and the importance of preserving this artistic heritage and passing it on to future generations



- Then Miss Fatima presented a seminar on embroidery and its relationship to heritage, and talked about the city of Palmyra and the skills of embroidery there, and gave a historical overview of the art of embroidery and the models used in the workshop and found in the project brochure.




The second day:


- The trainer gave a theoretical lesson on the types of threads, needles and embroidery needs of tools and skills, and reviewed the basic techniques for cutting cloth and installing frames to make chain and buttonhole stitches, blanket stitch and satin stitch.



Embroidery is available in a wide range of patterns and all stitches do not go beyond one of the following four groups:

- Flat Stitch Set
- Knotted loose stitches
- A set of chain stitches
- Set of loop or buttonhole stitches

- The trainer also explained how to transfer the drawings and decorations to the fabric and install the tires in the most appropriate way for work








The third day:

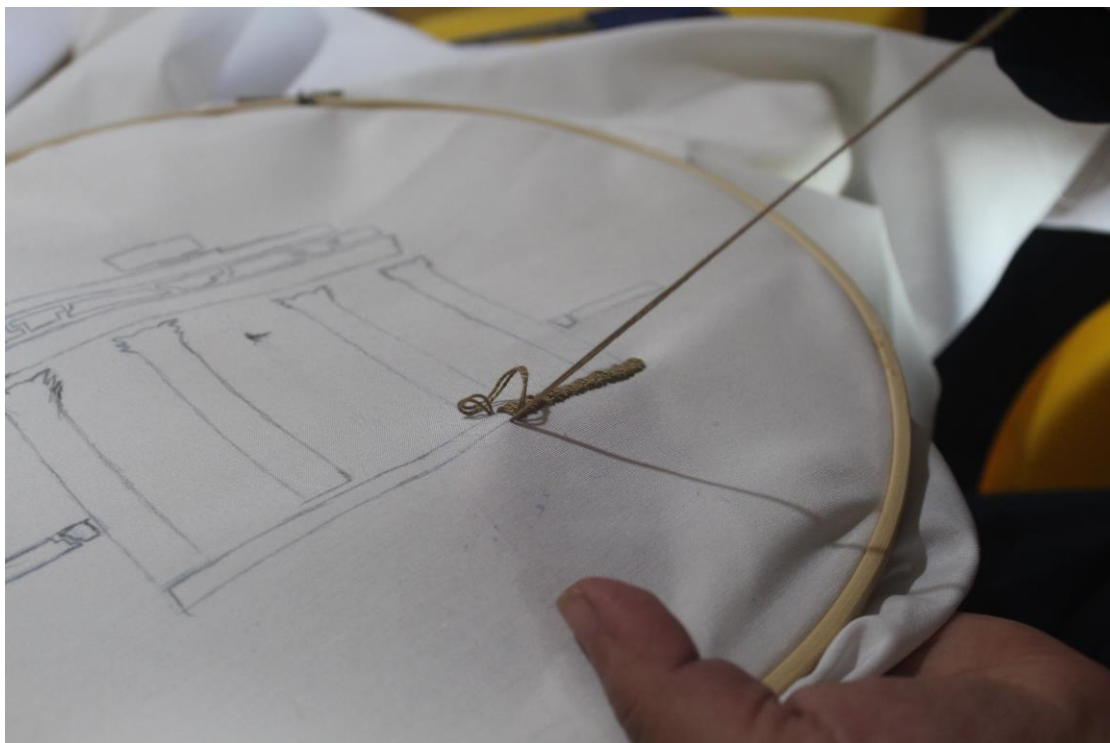
- the previous day activities has been reviewed, then the trainees practiced actually working on the frames. The cloth was cut according to the need of the frames, and the canvas was sketched with antique drawings. The cloth was installed on the frames and complete preparation to start embroidery.

- The trainees began working on the fabrics according to the drawings and decorations agreed upon in the workshop agreement, and embroidering on the frames with needle and thread was started with the help of the trainer and the full supervision of all the beneficiaries











The fourth day:


- The embroidery on the frames was followed up with the help of the trainer and the full supervision of all the beneficiaries
- In addition to working on some cotton clothes and fabrics made of hemp (burlap) with the aim of providing them with the profession required for the local market by making embroidered bags
- The works and pieces of art were completed by the trainees and the skill of embroidery was acquired within a group work
- A final survey was conducted, where the average results were 91%, which indicates the high level of trainees and the increase in practical and theoretical experience.
- Individual interviews were conducted with the trainees to show the importance of the workshop and explore the extent of the benefit of each trainee, and the notes and suggestions of each trainee in order to develop and improve the workshop









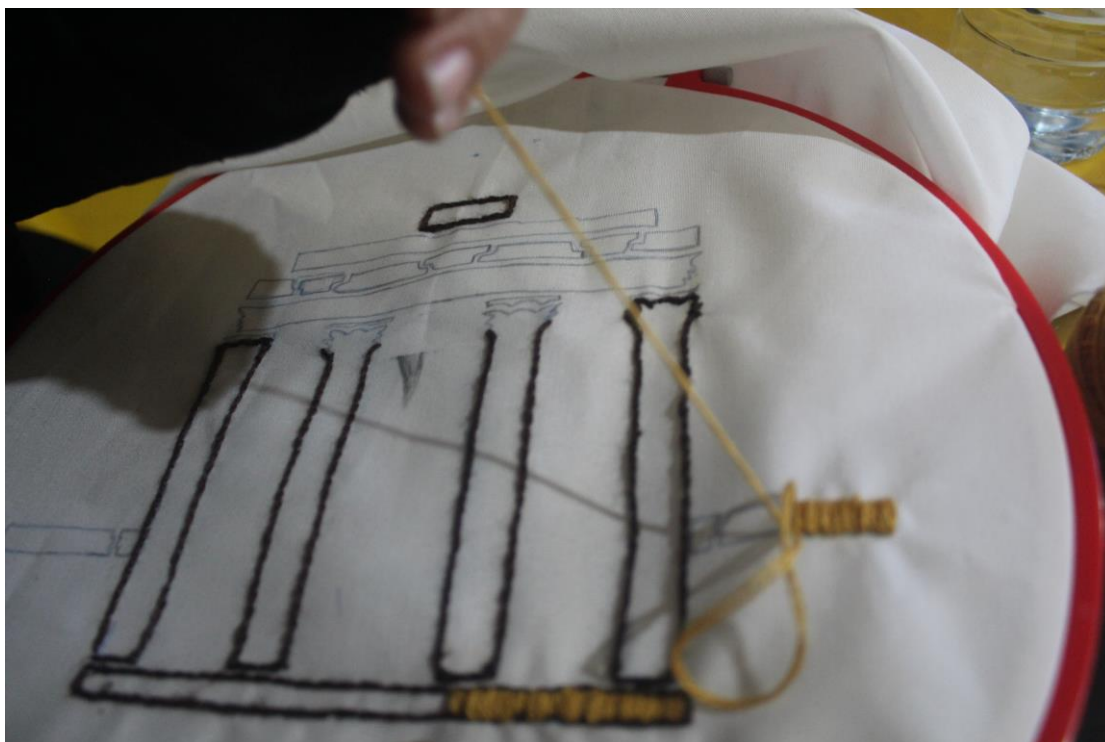






The workshop staff

Abdul Rahman Al-Yahya, Khaled Hiatlih, Muhammad Al-Batal, Fattoum Shaheen, Fatima Hamdoun, and trainer Hanadi Al-Hassan.



Reported by:

Eng. Abdul Rahman Al-Yahia (Syrian Heritage Centre)

Heritage Protection Initiative Coordinator

Arch. Khaled Hiatlih



PCPO
Association Paul Collart
au Proche-Orient